



ARIHANT mCube3.0

GOD Trading Strategy Performance Report Since Inception



Monday, 01 April 2024

www.mitulmehta.in | +91 8141838244

General information

1. This report is of the performance of GOD trading strategy.
2. Within this trading strategy (ARIHANT GOD) there is 3 different option and the client may have taken 1 or all 3 trading options.
3. Sharing performance reports of all clients opted ALGO(client manual trading not considered).
4. Performance is shown only in % not the value considering the request of all clients.
5. Few of the information has been intentionally kept hidden e.g. pl in rupees and net holding for privacy reasons.
6. Capital required for this strategy is 6 lakh+(2 lakh initial investment and 4 lakh+ of capital provision).
7. This report is not to show ROI, it's to show actual trade statistics.
8. Through this report we are not trying to prove our accuracy or performance.
9. This report is only for information, not any advice.
10. Information shared in this report is true to the best of our knowledge.
11. There is a possibility of human error while creating this report.
12. For any further information you can call on our customer care.



28-Mar-2024
Surat, Gujarat

30 LAKH ₹

GROSS PROFIT BOOKED BY



We take pleasure in informing you that Rishabh Automation's accomplishment of booking 30 lakh ₹ of gross profits, marks a significant milestone in their journey.

Name	Mitul Mehta	XIS CC	1_MITULMEHTA
Mobile no	-	Email id	-
Service start date	07/04/2022	Days count	723

Total Open trades	-	Avg PPT in Rs.	-	Avg Pl in %	2.06
Total Closed trades	570	Highest P&L In Rs.	-	Highest P&L In %	9.29
Profit trades	563	Lowest P&L In Rs.	-	Lowest P&L In %	-5.91
Loss trades	7	SUM of PL Rs.	-	SUM of PL in %	1,176.44
Accuracy in %	98.77	(This % value is not ROI, it is the total of profit/loss in %)			

Total Investment	-	Total withdrawal	-	Net Investment	-
------------------	---	------------------	---	----------------	---

Net Holding

Script	Avg Buy	Qty	Buy Value	P/L
filter column...	filter column...	filter column...	filter column...	filter column...



Name	Koteswara Rao P	XIS CC	4_PERUMALLA
Mobile no	-	Email id	-
Service start date	31/03/2022	Days count	732

Total Open trades	-	Avg PPT in Rs.	-	Avg Pl in %	1.98
Total Closed trades	678	Highest P&L In Rs.	-	Highest P&L In %	16.25
Profit trades	666	Lowest P&L In Rs.	-	Lowest P&L In %	-7.51
Loss trades	12	SUM of PL Rs.	-	SUM of PL in %	1,344.48
Accuracy in %	98.23	(This % value is not ROI, it is the total of profit/loss in %)			

Total Investment	-	Total withdrawal	-	Net Investment	-
------------------	---	------------------	---	----------------	---

Net Holding

Script	Avg Buy	Qty	Buy Value	P/L
filter column...	filter column...	filter column...	filter column...	filter column...



ARIHANT
mCube 3.0

Monday, 01 April 2024

CEO MEETUP - JAN23

Name	Hari Krishna Vootukuri	XIS CC	6_VOOTKARI
Mobile no	-	Email id	-
Service start date	12/04/2022	Days count	720

Total Open trades	-	Avg PPT in Rs.	-	Avg PI in %	1.94
Total Closed trades	413	Highest P&L In Rs.	-	Highest P&L In %	9.20
Profit trades	412	Lowest P&L In Rs.	-	Lowest P&L In %	-0.13
Loss trades	1	SUM of PL Rs.	-	SUM of PL in %	801.01
Accuracy in %	99.76	(This % value is not ROI, it is the total of profit/loss in %)			

Total Investment	-	Total withdrawal	-	Net Investment	-
Net Holding					
Script	Avg Buy	Qty	Buy Value	P/L	
filter column...	filter column...	filter column...	filter column...	filter column...	
<div><div><div><div><div></div><div></div><div></div><div></div><div></div></div><div><div></div><div></div><div></div><div></div><div></div></div><div><div></div><div></div><div></div><div></div><div></div></div><div><div></div><div></div><div></div><div></div><div></div></div><div><div></div><div></div><div></div><div></div><div></div></div></div><div>ARIHANT</div><div>mCube 3.0</div><div>Monday, 01 April 2024</div></div></div>					

Name	Pradeep Kumar	XIS CC	17_PRADEEP
Mobile no	-	Email id	-
Service start date	31/01/2023	Days count	424

Total Open trades	-	Avg PPT in Rs.	-	Avg Pl in %	1.77
Total Closed trades	315	Highest P&L In Rs.	-	Highest P&L In %	8.59
Profit trades	313	Lowest P&L In Rs.	-	Lowest P&L In %	-2.46
Loss trades	2	SUM of PL Rs.	-	SUM of PL in %	557.84
Accuracy in %	99.37	(This % value is not ROI, it is the total of profit/loss in %)			

Total Investment	-	Total withdrawal	-	Net Investment	-
Net Holding					
Script	Avg Buy	Qty	Buy Value	P/L	
filter column...	filter column...	filter column...	filter column...	filter column...	
<div><div><div><div>ARIHANT</div><div>mCube 3.0</div></div></div><div>Monday, 01 April 2024</div></div>					

Name	Dilip Singh	XIS CC	33_MADHUSINGH
Mobile no	-	Email id	-
Service start date	31/03/2022	Days count	730

Total Open trades	-	Avg PPT in Rs.	-	Avg Pl in %	1.83
Total Closed trades	335	Highest P&L In Rs.	-	Highest P&L In %	17.23
Profit trades	331	Lowest P&L In Rs.	-	Lowest P&L In %	-8.82
Loss trades	4	SUM of PL Rs.	-	SUM of PL in %	613.17
Accuracy in %	98.81	(This % value is not ROI, it is the total of profit/loss in %)			

Total Investment	-	Total withdrawal	-	Net Investment	-
Net Holding					
Script	Avg Buy	Qty	Buy Value	P/L	
filter column...	filter column...	filter column...	filter column...	filter column...	
<div><div><div><div></div><div></div><div></div></div><div><div></div><div></div><div></div></div><div><div></div><div></div><div></div></div></div><div>ARIHANT</div><div>mCube 3.0</div><div>Monday, 01 April 2024</div></div>					


Deepesh Gupta
 1 review IN



Aug 9, 2022

This is really excellent course for...


Dr.Arvind Biradar
 3 reviews IN



Jun 26, 2022

Option trading.

Excellent session on option trading.it helps me to do better trade to avoid losses.session has given good knowledge.thanks to Mithal mehta sir.for ur great effort to present in a simple way.

Date of experience: June 26, 2022


Rabindra Kumar Dey
 6 reviews IN



Jun 26, 2022

Technical and Fundamental analysis with...

Technical and Fundamental analysis with applicable trading and investing strategy by Mr Mitul is just wonderful,really workable if somebody oblige.I remember my old college days.He is not only a teacher a very good mentor.Reccomend every investors to really join with him as per their capacity.God bless him.

Date of experience: June 26, 2022


Jay Kumar
 1 review IN



Jun 19, 2022

Powerful learning

You are not only teaching theoretical as well as practical approach but focus on


Pradeep Savla
 6 reviews IN



Jun 12, 2022

Superb explanation

Superb explanation

Now our Profits in FNO is still Low but LOSSES are completly wipe out !

Thanking You Mitul ji 🙌

Date of experience: June 12, 2022


Jitendra Sanghvi
 3 reviews IN



Jun 12, 2022

Information shared by Mitul was very valuable, helpful and insightful

Information shared by Mitul was very helpful and insightful. His dedication in sharing knowledge is highly appreciated.

Date of experience: June 12, 2022



Monday, 01 April 2024

www.mitulmehta.in | +91 8141838244

Name	TULSIDAS NALLA	XIS CC	34_TULSIDA
Mobile no	-	Email id	-
Service start date	06/07/2022	Days count	633

Total Open trades	-	Avg PPT in Rs.	-	Avg Pl in %	1.78
Total Closed trades	289	Highest P&L In Rs.	-	Highest P&L In %	5.57
Profit trades	289	Lowest P&L In Rs.	-	Lowest P&L In %	0.02
Loss trades	0	SUM of PL Rs.	-	SUM of PL in %	513.52
Accuracy in %	100.00	(This % value is not ROI, it is the total of profit/loss in %)			

Total Investment	-	Total withdrawal	-	Net Investment	-
------------------	---	------------------	---	----------------	---

Net Holding

Script	Avg Buy	Qty	Buy Value	P/L
filter column...	filter column...	filter column...	filter column...	filter column...

Name	Dipal Sodvadiya	XIS CC	35_DIPALSO
Mobile no	-	Email id	-
Service start date	19/05/2022	Days count	681

Total Open trades	-	Avg PPT in Rs.	-	Avg PI in %	1.85
Total Closed trades	447	Highest P&L In Rs.	-	Highest P&L In %	9.22
Profit trades	439	Lowest P&L In Rs.	-	Lowest P&L In %	-29.25
Loss trades	8	SUM of PL Rs.	-	SUM of PL in %	826.16
Accuracy in %	98.21	(This % value is not ROI, it is the total of profit/loss in %)			

Total Investment	-	Total withdrawal	-	Net Investment	-
Net Holding					
Script	Avg Buy	Qty	Buy Value	P/L	
filter column...	filter column...	filter column...	filter column...	filter column...	



ARIHANT

Monday, 01 April 2024

Name	Pandurang Thakur	XIS CC	36_PANDURA
Mobile no	-	Email id	-
Service start date	06/07/2022	Days count	633

Total Open trades	-	Avg PPT in Rs.	-	Avg PI in %	1.87
Total Closed trades	430	Highest P&L In Rs.	-	Highest P&L In %	9.46
Profit trades	428	Lowest P&L In Rs.	-	Lowest P&L In %	-2.47
Loss trades	2	SUM of PL Rs.	-	SUM of PL in %	802.53
Accuracy in %	99.53	(This % value is not ROI, it is the total of profit/loss in %)			

Total Investment	-	Total withdrawal	-	Net Investment	-
Net Holding					
Script	Avg Buy	Qty	Buy Value	P/L	
filter column...	filter column...	filter column...	filter column...	filter column...	



ARIHANT

M-CUBE, Master Money Multiplier



Monday, 01 April 2024

Name	Jaymin Pathak	XIS CC	38_NAMJAYM
Mobile no	-	Email id	-
Service start date	21/07/2022	Days count	618

Total Open trades	-	Avg PPT in Rs.	-	Avg PI in %	1.68
Total Closed trades	245	Highest P&L In Rs.	-	Highest P&L In %	5.06
Profit trades	245	Lowest P&L In Rs.	-	Lowest P&L In %	0.05
Loss trades	0	SUM of PL Rs.	-	SUM of PL in %	410.60
Accuracy in %	100.00	(This % value is not ROI, it is the total of profit/loss in %)			

Total Investment	-	Total withdrawal	-	Net Investment	-
Net Holding					
Script	Avg Buy	Qty	Buy Value	P/L	
filter column...	filter column...	filter column...	filter column...	filter column...	
<div><div></div><div>Monday, 01 April 2024</div></div>					

Name	Manoj Panzade	XIS CC	39_MANOJPANZADE
Mobile no	-	Email id	-
Service start date	18/08/2022	Days count	590

Total Open trades	-	Avg PPT in Rs.	-	Avg Pl in %	1.81
Total Closed trades	481	Highest P&L In Rs.	-	Highest P&L In %	11.38
Profit trades	478	Lowest P&L In Rs.	-	Lowest P&L In %	-2.46
Loss trades	3	SUM of PL Rs.	-	SUM of PL in %	869.73
Accuracy in %	99.38	(This % value is not ROI, it is the total of profit/loss in %)			

Total Investment	-	Total withdrawal	-	Net Investment	-
Net Holding					
Script	Avg Buy	Qty	Buy Value	P/L	
filter column...	filter column...	filter column...	filter column...	filter column...	



ADHANT



Name	Gowri	XIS CC	41_DPKAGOR
Mobile no	-	Email id	-
Service start date	18/08/2022	Days count	590

Total Open trades	-	Avg PPT in Rs.	-	Avg PI in %	1.77
Total Closed trades	416	Highest P&L In Rs.	-	Highest P&L In %	11.39
Profit trades	413	Lowest P&L In Rs.	-	Lowest P&L In %	-7.19
Loss trades	3	SUM of PL Rs.	-	SUM of PL in %	734.67
Accuracy in %	99.28	(This % value is not ROI, it is the total of profit/loss in %)			

Total Investment	-	Total withdrawal	-	Net Investment	-
------------------	---	------------------	---	----------------	---

Net Holding

Script	Avg Buy	Qty	Buy Value	P/L
filter column...	filter column...	filter column...	filter column...	filter column...

MA Manish
3 reviews IN

★★★★★ Invited

Jan 21, 2021

My views on MCUBE SEASON-5

i recently attended the Mcube Season -5.Would like to share some of my insights:-

First feeling that i get from my heart..is that i thank God and my Guruji who have blessed me to attend this seminar.

I am in this trading world since years and have seen many people come and go...but i bet,those who have gone,if they had a chance to attend this Mcube session then.. would have been the leaders of market today.

The way Mitul sir has designed this course is like a smooth sailing ship.I wonder,how at this such small age someone can have such a vast experience of Market and develop such beautiful and wonderful skills and techniques to impart this Market Knowledge.

Starting from the day one,its been a wonderful journey to this learning.

Now at the end of this course,i feel more confident regarding my view and approach towards the market.

Earlier also,i used to trade in market and after this session also i am going to trade ..But now,there is and will be a difference..

Difference of APPROACH

Difference of VISION

Difference of PURPOSE

Difference in TRADING STYLE

Mitul sir is a gem of a person.Very soft Heartened,ground to earth personality.words are not enough to describe the qualities of him.Proud to be in your association sir.

From now onwards,i will be a different person in this Market.

This course is a blessing in disguise to every trader.I advice to one and all traders,kindly attend this session for once and see the difference in your trading.



is a dream 'Mission Ten Million'..
The course has all the abilities to make this dream true.
My Best Wishes to you Sir. April 2024

JJ jaipa Joshi
1 review IN

★★★★★ Invited

Jan 21, 2021

From first day to till date I realize...

From first day to till date I realize MCUBE is amazing, extraordinary and life changing session. I am very lucky to have part of this session. Thanks to Mitul Sir for his efforts and support. Teaching way of Mitul Sir is very easy.

Thank You Mitul Sir and Team



Krishan Rajput
last seen today at 10:57

1. One of the best decision in my life to join the family of MCUBE 2 and to be enlightened with mentor Mittul ji just as cherry on the cake.
2. It was worth spending time and learning from Mittul sir all the participants of this MCUBE 2 session.
3. I got very valuable information's attending this July 2022 MCUBE 2 session more than I expected.
4. I like your teaching skills, knowledge and your concepts which are very clear, your quality contents are very simple and easy to understand and your chart reading is marvelous.
5. The main thing about this session was to change mindset about psychology, control our mindset which worked very well throughout the session and will be with us throughout our life time.
6. I got knowledge of chart reading. plotting 3PS (3 Point Swing) on the charts effectively, importance of candlestick on chart.
7. Your NIRVANA (NAVRATNA) strategy are very great build to generate profit from stock market if followed with proper discipline. Out of nine strategies one can follow accordingly as I feel comfortable with RUBY and IMMUNITY BOOSTER.
8. This session of MCUBE 2 was very impressive for me as I was very eager to learn the one and only GOD strategy, which is worth enough in its own to generate wealth creation.
9. I learnt risk management, price action pattern, support and resistance, identifying stock and to create plan of action to trade, your knowledge, teaching has changed my views to take a trade.
10. I feel proud to be a family member of MCUBE 2 with Mitul sir as our experienced mentor and I believe to lead us to a very big level journey which has been started from here. Thank you so much.

10:56

Name	Krishan Kumar Rajput	XIS CC	42_KRISHAN
Mobile no	-	Email id	-
Service start date	22/08/2022	Days count	586

Total Open trades	-	Avg PPT in Rs.	-	Avg Pl in %	1.86
Total Closed trades	410	Highest P&L In Rs.	-	Highest P&L In %	11.38
Profit trades	410	Lowest P&L In Rs.	-	Lowest P&L In %	0.00
Loss trades	0	SUM of PL Rs.	-	SUM of PL in %	763.79
Accuracy in %	100.00	(This % value is not ROI, it is the total of profit/loss in %)			

Total Investment	-	Total withdrawal	-	Net Investment	-
------------------	---	------------------	---	----------------	---

Net Holding				
Script	Avg Buy	Qty	Buy Value	P/L
filter column...	filter column...	filter column...	filter column...	filter column...

Name	Chander Mohan Malik	XIS CC	44_CMMALIK_FY
Mobile no	-	Email id	-
Service start date	04/10/2022	Days count	543

Total Open trades	-	Avg PPT in Rs.	-	Avg PI in %	2.16
Total Closed trades	489	Highest P&L In Rs.	-	Highest P&L In %	10.41
Profit trades	485	Lowest P&L In Rs.	-	Lowest P&L In %	-2.46
Loss trades	4	SUM of PL Rs.	-	SUM of PL in %	1,057.77
Accuracy in %	99.18	(This % value is not ROI, it is the total of profit/loss in %)			

Total Investment	-	Total withdrawal	-	Net Investment	-
------------------	---	------------------	---	----------------	---

Net Holding

Script	Avg Buy	Qty	Buy Value	P/L
filter column...	filter column...	filter column...	filter column...	filter column...

Name	Harsh menghani	XIS CC	45_SAVITAMEGHANI
Mobile no	-	Email id	-
Service start date	29/09/2022	Days count	548

Total Open trades	-	Avg PPT in Rs.	-	Avg Pl in %	2.05
Total Closed trades	520	Highest P&L In Rs.	-	Highest P&L In %	11.38
Profit trades	513	Lowest P&L In Rs.	-	Lowest P&L In %	-5.52
Loss trades	7	SUM of PL Rs.	-	SUM of PL in %	1,064.49
Accuracy in %	98.65	(This % value is not ROI, it is the total of profit/loss in %)			

Total Investment	-	Total withdrawal	-	Net Investment	-
Net Holding					
Script	Avg Buy	Qty	Buy Value	P/L	
filter column...	filter column...	filter column...	filter column...	filter column...	



ADHANT



Rocky Moraes

2 reviews IN



Invited

Jan 21, 2021

Memorable Life experience

We always come in our senses when we loose something or we have lost the battle. Same happened with me.

I started trading watching some Youtube videos on how to trade and i though that i could easily make money. I made money but greed of taking every day trade made me loose everything what i have earned and invested.

I was too nervous and though how I could make money and learn about market. One of my friend who was following Mitul Sir on social sites, told me to go for the course bcoz Mitul sirs trade was accurate as he would always share on telegram.

I contacted sirs team and I spoke to him which motivated me.

I joined in the month of January and in the same month I attended Mcube season 5 event.

I participated and every day it was a new learning and new concept in how to make money without being in front of the screen for hours.

I always though to earn money from stock market we have to sit for hours in front of the screen but that's not the way. The strategies are so simple and well proofed.

Sir made the process so easy it was unbelievable.

Power of Compound Interest can change your life.

Two or imp points.

We have to be rule base trader

Learning and back test will improve your knowledge.

Monday, 01 April 2024



SS

Sudarshan Singh

1 review IN



Invited

Jan 21, 2021

MCUBE An Eye Opening And Life Changing Course

MCUBE a word which has power to change anyone's life. I was a layman in terms of stock market with a desire to generate money from Stock Market as my second earning. Today after completing online and offline sessions of MCUBE Season-5 I am at such a high confidence to find my mindset towards stock market at a different level and can assure that my days are going to change. I assure that after few time (years) I will be noticed / observed at some higher platform with great success. Special thanks to Mitul Ji from core of heart for executing this course and shaping me and people like me for success and uplift in stock market, giving me the knowledge and confidence for which I was struggling and searching from long time.

Thanks

Sudarshan Singh

Name	Rabindra
Mobile no	-
Service start date	22/09/2022

XIS CC	46_RABINDR
Email id	-
Days count	555

Total Open trades	-
Total Closed trades	492
Profit trades	489
Loss trades	3
Accuracy in %	99.39

Avg PPT in Rs.	-
Highest P&L In Rs.	-
Lowest P&L In Rs.	-
SUM of PL Rs.	-

Avg PI in %	2.11
Highest P&L In %	14.15
Lowest P&L In %	-2.47
SUM of PL in %	1,038.21

(This % value is not ROI, it is the total of profit/loss in %)

Total Investment	-
------------------	---

Total withdrawal	-
------------------	---

Net Investment	-
----------------	---

Net Holding

Script	Avg Buy	Qty	Buy Value	P/L
filter column...	filter column...	filter column...	filter column...	filter column...





Name	Santosh Kumar	XIS CC	47_SUNEETHA
Mobile no	-	Email id	-
Service start date	04/10/2022	Days count	543

Total Open trades	-	Avg PPT in Rs.	-	Avg Pl in %	1.92
Total Closed trades	394	Highest P&L In Rs.	-	Highest P&L In %	11.38
Profit trades	392	Lowest P&L In Rs.	-	Lowest P&L In %	-0.18
Loss trades	2	SUM of PL Rs.	-	SUM of PL in %	758.23
Accuracy in %	99.49	(This % value is not ROI, it is the total of profit/loss in %)			

Total Investment	-	Total withdrawal	-	Net Investment	-
------------------	---	------------------	---	----------------	---

Net Holding

Script	Avg Buy	Qty	Buy Value	P/L
filter column...	filter column...	filter column...	filter column...	filter column...



Name	DHARMESH CHANDULAL CHAUHAN
Mobile no	-
Service start date	10/11/2022

XIS CC	48_RITADHA
Email id	-
Days count	506

Total Open trades	-	Avg PPT in Rs.	-	Avg PI in %	1.85
Total Closed trades	404	Highest P&L In Rs.	-	Highest P&L In %	36.84
Profit trades	400	Lowest P&L In Rs.	-	Lowest P&L In %	-2.07
Loss trades	4	SUM of PL Rs.	-	SUM of PL in %	749.28
Accuracy in %	99.01	(This % value is not ROI, it is the total of profit/loss in %)			

Total Investment	-	Total withdrawal	-	Net Investment	-
------------------	---	------------------	---	----------------	---

Net Holding

Script	Avg Buy	Qty	Buy Value	P/L
filter column...	filter column...	filter column...	filter column...	filter column...





Monday, 01 April 2024

Name	sunanda sriram	XIS CC	50_SUNANDA
Mobile no	-	Email id	-
Service start date	16/11/2022	Days count	500

Total Open trades	-	Avg PPT in Rs.	-	Avg Pl in %	1.90
Total Closed trades	359	Highest P&L In Rs.	-	Highest P&L In %	8.76
Profit trades	357	Lowest P&L In Rs.	-	Lowest P&L In %	-1.22
Loss trades	2	SUM of PL Rs.	-	SUM of PL in %	683.57
Accuracy in %	99.44	(This % value is not ROI, it is the total of profit/loss in %)			

Total Investment	-	Total withdrawal	-	Net Investment	-
Net Holding					
Script	Avg Buy	Qty	Buy Value	P/L	
filter column...	filter column...	filter column...	filter column...	filter column...	



ADHANT



Name	Sudhender Kumar Mithaniya	XIS CC	51_ROHANMI
Mobile no	-	Email id	-
Service start date	24/11/2022	Days count	492

Total Open trades	-	Avg PPT in Rs.	-	Avg Pl in %	1.84
Total Closed trades	337	Highest P&L In Rs.	-	Highest P&L In %	9.22
Profit trades	334	Lowest P&L In Rs.	-	Lowest P&L In %	-6.25
Loss trades	3	SUM of PL Rs.	-	SUM of PL in %	618.40
Accuracy in %	99.11	(This % value is not ROI, it is the total of profit/loss in %)			

Total Investment	-	Total withdrawal	-	Net Investment	-
------------------	---	------------------	---	----------------	---

Net Holding

Script	Avg Buy	Qty	Buy Value	P/L
filter column...	filter column...	filter column...	filter column...	filter column...



Name	Kushan	XIS CC	52_VAIDEHI
Mobile no	-	Email id	-
Service start date	28/11/2022	Days count	488

Total Open trades	-	Avg PPT in Rs.	-	Avg Pl in %	1.96
Total Closed trades	333	Highest P&L In Rs.	-	Highest P&L In %	11.39
Profit trades	332	Lowest P&L In Rs.	-	Lowest P&L In %	-0.17
Loss trades	1	SUM of PL Rs.	-	SUM of PL in %	653.29
Accuracy in %	99.70	(This % value is not ROI, it is the total of profit/loss in %)			

Total Investment	-	Total withdrawal	-	Net Investment	-
------------------	---	------------------	---	----------------	---

Net Holding

Script	Avg Buy	Qty	Buy Value	P/L
filter column...	filter column...	filter column...	filter column...	filter column...



MCUBE 2.0 - Jan22 Batch

Event, Manoj, Office, PM3, PM3, PM3, PM3, P...



6:48 pm

PM3 Chandermohan Malik

My experience about M cube is that it's a life changing experience all previous learnings fell flat with these new strategies that Mithun sir has taught it is just sit back and relax and money will start flowing rather I am busy working on some of these strategies for the last three years and I am very happy. Mittal sir is an ocean of knowledge and he likes to transfer that knowledge to all who care to come and receive I wish him all the best in life and may all his wishes come true. My blessings are with him.

6:53 pm



Ganesh Khade

2 reviews IN




Invited

Apr 11, 2021

The session was very informative

The session was very informative. Heard OBV for the first time and found it interesting to find Jackpot trades. Mitul sir, you always talk from the bottom of your heart and try to give your 100%. Thank U so much Sirji. God



Monday, 01 April 2024

www.mitulmehta.in | +91 8141838244



Sammir Loke

6 reviews IN



Invited

Nov 17, 2020

I appreciate the efforts taken by Mitul...


I appreciate the efforts taken by Mitul sir, for the continuous mentoring to improve the quality of trading. This continuation monthly meetups are source of new information. The sessions are interactive and we get answer to our issues. I have not seen a single mentor, who is doing this way. Others way is Raat Gayi baat Gayi, but here follow-up sessions are always conducted to enlighten with the new knowledge.

Thanks a lot Mitul Sir

Name	ARTI	XIS CC	53_ARTI
Mobile no	-	Email id	-
Service start date	28/11/2022	Days count	488

Total Open trades	-	Avg PPT in Rs.	-	Avg Pl in %	1.89
Total Closed trades	282	Highest P&L In Rs.	-	Highest P&L In %	8.59
Profit trades	280	Lowest P&L In Rs.	-	Lowest P&L In %	-1.56
Loss trades	2	SUM of PL Rs.	-	SUM of PL in %	532.11
Accuracy in %	99.29	(This % value is not ROI, it is the total of profit/loss in %)			

Total Investment	-	Total withdrawal	-	Net Investment	-
Net Holding					
Script	Avg Buy	Qty	Buy Value	P/L	
filter column...	filter column...	filter column...	filter column...	filter column...	



ARIHANT

Name	Rabari Bharat	XIS CC	54_BHARATR
Mobile no	-	Email id	-
Service start date	16/12/2022	Days count	470

Total Open trades	-	Avg PPT in Rs.	-	Avg Pl in %	1.90
Total Closed trades	267	Highest P&L In Rs.	-	Highest P&L In %	7.66
Profit trades	267	Lowest P&L In Rs.	-	Lowest P&L In %	0.78
Loss trades	0	SUM of PL Rs.	-	SUM of PL in %	508.24
Accuracy in %	100.00	(This % value is not ROI, it is the total of profit/loss in %)			

Total Investment	-	Total withdrawal	-	Net Investment	-
------------------	---	------------------	---	----------------	---

Net Holding

Script	Avg Buy	Qty	Buy Value	P/L
filter column...	filter column...	filter column...	filter column...	filter column...



Name	Srikanta Kumar Naik	XIS CC	55_SRIKANT
Mobile no	-	Email id	-
Service start date	22/12/2022	Days count	464

Total Open trades	-	Avg PPT in Rs.	-	Avg Pl in %	2.04
Total Closed trades	506	Highest P&L In Rs.	-	Highest P&L In %	12.44
Profit trades	505	Lowest P&L In Rs.	-	Lowest P&L In %	-0.18
Loss trades	1	SUM of PL Rs.	-	SUM of PL in %	1,029.95
Accuracy in %	99.80	(This % value is not ROI, it is the total of profit/loss in %)			

Total Investment	-	Total withdrawal	-	Net Investment	-
------------------	---	------------------	---	----------------	---

Net Holding

Script	Avg Buy	Qty	Buy Value	P/L
filter column...	filter column...	filter column...	filter column...	filter column...





Monday, 01 April 2024

Name	V Surya Prakasha Rao	XIS CC	56_VADDADI
Mobile no	-	Email id	-
Service start date	25/01/2023	Days count	430

Total Open trades	-	Avg PPT in Rs.	-	Avg PI in %	2.00
Total Closed trades	469	Highest P&L In Rs.	-	Highest P&L In %	16.32
Profit trades	468	Lowest P&L In Rs.	-	Lowest P&L In %	-0.18
Loss trades	1	SUM of PL Rs.	-	SUM of PL in %	938.27
Accuracy in %	99.79	(This % value is not ROI, it is the total of profit/loss in %)			

Total Investment	-	Total withdrawal	-	Net Investment	-
Net Holding					
Script	Avg Buy	Qty	Buy Value	P/L	
filter column...	filter column...	filter column...	filter column...	filter column...	
<div><div><div>ARIHANT</div><div>mCube 3.0</div></div></div>					

Name	Ramesh R P Cherry	XIS CC	57_RAMESH
Mobile no	-	Email id	-
Service start date	20/04/2023	Days count	345

Total Open trades	-	Avg PPT in Rs.	-	Avg PI in %	1.91
Total Closed trades	227	Highest P&L In Rs.	-	Highest P&L In %	5.34
Profit trades	225	Lowest P&L In Rs.	-	Lowest P&L In %	-7.20
Loss trades	2	SUM of PL Rs.	-	SUM of PL in %	433.76
Accuracy in %	99.12	(This % value is not ROI, it is the total of profit/loss in %)			

Total Investment	-	Total withdrawal	-	Net Investment	-
------------------	---	------------------	---	----------------	---


Net Holding

Script	Avg Buy	Qty	Buy Value	P/L
filter column...	filter column...	filter column...	filter column...	filter column...

Name	Suryaka Kelotra	XIS CC	58_SURYAKA
Mobile no	-	Email id	-
Service start date	04/05/2023	Days count	331

Total Open trades	-	Avg PPT in Rs.	-	Avg Pl in %	2.00
Total Closed trades	408	Highest P&L In Rs.	-	Highest P&L In %	11.39
Profit trades	407	Lowest P&L In Rs.	-	Lowest P&L In %	-8.48
Loss trades	1	SUM of PL Rs.	-	SUM of PL in %	816.48
Accuracy in %	99.75	(This % value is not ROI, it is the total of profit/loss in %)			

Total Investment	-	Total withdrawal	-	Net Investment	-
Net Holding					
Script	Avg Buy	Qty	Buy Value	P/L	
filter column...	filter column...	filter column...	filter column...	filter column...	



Thanks Mitul Sir.

7:22 pm

PM3 Bharat Rabari

It's very very great full knowledge ,life changing experience for me. I realize that mcube knowledge is power.Thanks for Mitul Sirji. 🙌🌸

7:36 pm

PM3 Bharat Ra...



7:36 pm

06/01/2022



PM3 Vootkari

After attending M cube the way we do the things, not only Stock Market, will completely change. One should do the course

Monday, 01 April 2024

www.mitulmehra.in | +91 8141838244

9:18 am

PM3 Ramesh Rao Rananavare Bangalore

M cube has opened my eyes and has changed my perception of trading. I really feel so sad that this opportunity has not come to me at my early age. Mithul sir has taught me how I can make my capital of 15 lakhs to 9 crores in 10 years or less with nifty BN Ratna, God strategy and options selling strategy and other six strategies.

I have already started one strategy and getting very good money from December by just sitting back and relaxing without much trades to do. If I Just apply the strategy given by Mittal sir and if i do not use my brain I can reach the above target much earlier than expected. Mitul sir is so young and energetic and has ocean of knowledge and clarify all our doubts. This course comes with an assurance of life time retaking of course every year and we can attend the course along with our family members without paying any further course fees. We cannot get this commitment from any where in india.

Apart from sir we had the opportunity to get all our doubts cleared from Mentors Keshav sir and Manoj sir and they also have vast knowledge and were ready to clarify all our doubts. I am really thankful to them.

Thank you sir and God bless you and your family and I pray God that all your dreams get fulfilled. 🙌🙌🙌

7:01 am

Name	Nagendra Majhi	XIS CC	61_NAGENDRA
Mobile no	-	Email id	-
Service start date	18/07/2023	Days count	256

Total Open trades	-	Avg PPT in Rs.	-	Avg Pl in %	1.88
Total Closed trades	179	Highest P&L In Rs.	-	Highest P&L In %	7.25
Profit trades	177	Lowest P&L In Rs.	-	Lowest P&L In %	-1.51
Loss trades	2	SUM of PL Rs.	-	SUM of PL in %	337.28
Accuracy in %	98.88	(This % value is not ROI, it is the total of profit/loss in %)			

Total Investment	-	Total withdrawal	-	Net Investment	-
------------------	---	------------------	---	----------------	---

Net Holding

Script	Avg Buy	Qty	Buy Value	P/L
filter column...	filter column...	filter column...	filter column...	filter column...



Name	Rikil R shah	XIS CC	62_RIKILSHAH
Mobile no	-	Email id	-
Service start date	18/07/2023	Days count	256

Total Open trades	-	Avg PPT in Rs.	-	Avg Pl in %	1.87
Total Closed trades	233	Highest P&L In Rs.	-	Highest P&L In %	9.29
Profit trades	232	Lowest P&L In Rs.	-	Lowest P&L In %	-6.89
Loss trades	1	SUM of PL Rs.	-	SUM of PL in %	435.99
Accuracy in %	99.57	(This % value is not ROI, it is the total of profit/loss in %)			

Total Investment	-	Total withdrawal	-	Net Investment	-
------------------	---	------------------	---	----------------	---

Net Holding

Script	Avg Buy	Qty	Buy Value	P/L
filter column...	filter column...	filter column...	filter column...	filter column...

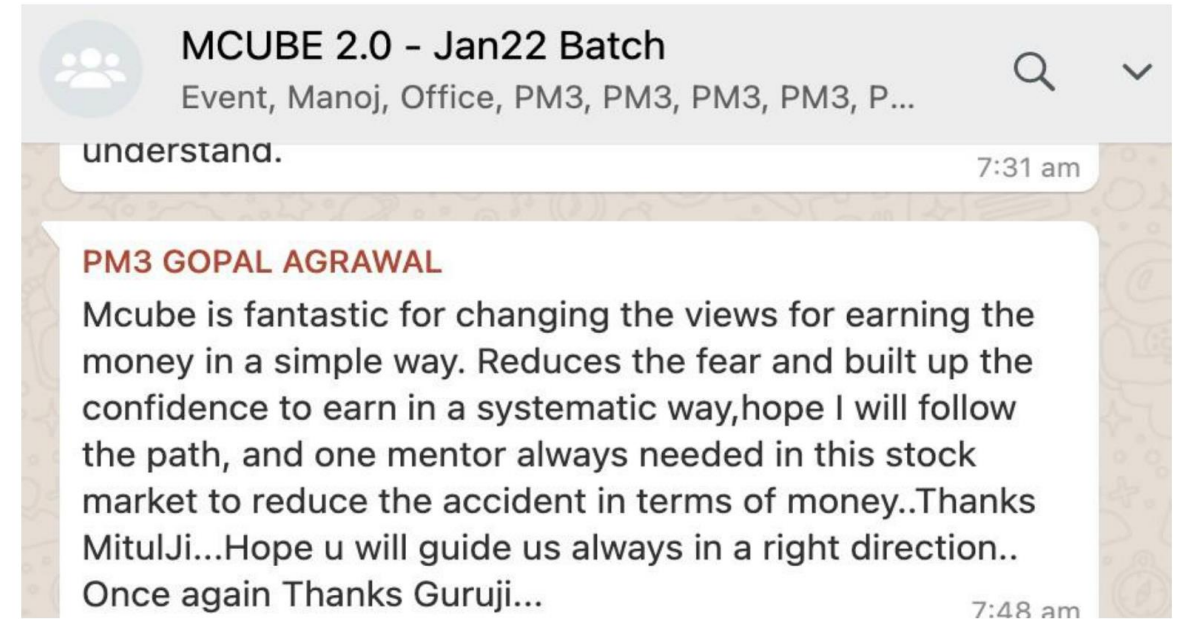
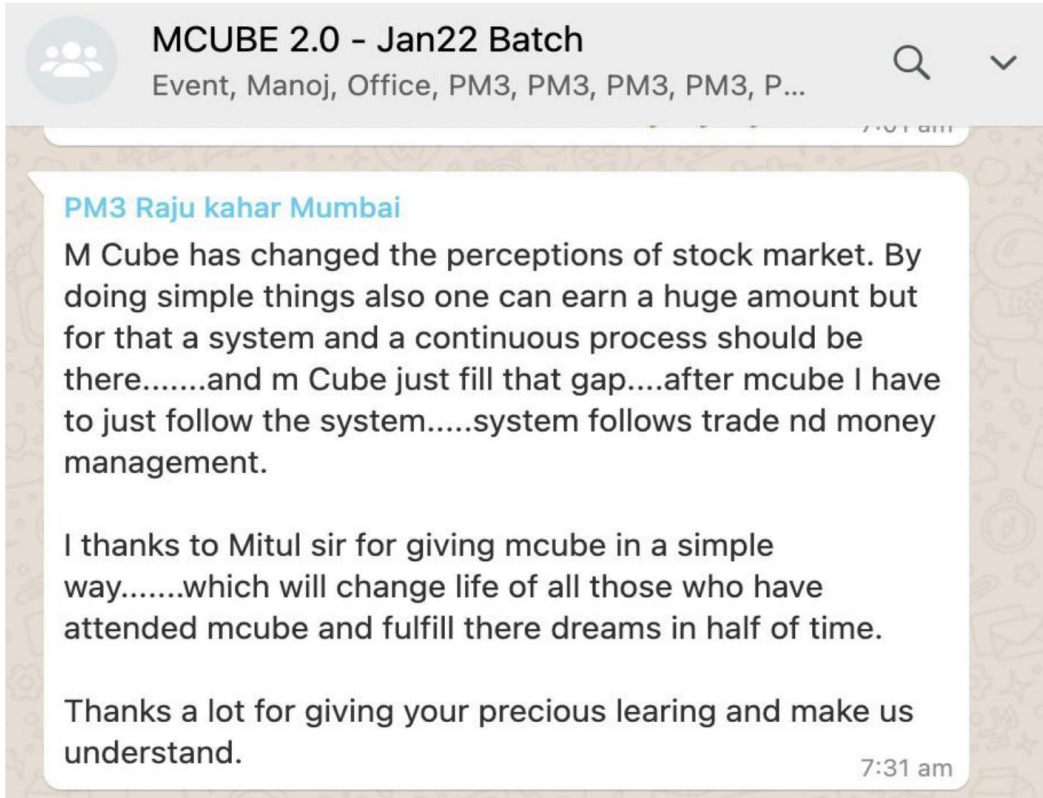
Name	SHAILENDRA PATEL	XIS CC	63_SHAILENDRA
Mobile no	-	Email id	-
Service start date	02/08/2023	Days count	241

Total Open trades	-	Avg PPT in Rs.	-	Avg Pl in %	2.02
Total Closed trades	218	Highest P&L In Rs.	-	Highest P&L In %	11.39
Profit trades	218	Lowest P&L In Rs.	-	Lowest P&L In %	1.00
Loss trades	0	SUM of PL Rs.	-	SUM of PL in %	440.64
Accuracy in %	100.00	(This % value is not ROI, it is the total of profit/loss in %)			

Total Investment	-	Total withdrawal	-	Net Investment	-
------------------	---	------------------	---	----------------	---

Net Holding

Script	Avg Buy	Qty	Buy Value	P/L
filter column...	filter column...	filter column...	filter column...	filter column...



Name	NAND KISHOR JANGIR	XIS CC	64_NANDKISHOR
Mobile no	-	Email id	-
Service start date	06/09/2023	Days count	206

Total Open trades	-	Avg PPT in Rs.	-	Avg Pl in %	2.67
Total Closed trades	182	Highest P&L In Rs.	-	Highest P&L In %	16.63
Profit trades	181	Lowest P&L In Rs.	-	Lowest P&L In %	-0.44
Loss trades	1	SUM of PL Rs.	-	SUM of PL in %	486.79
Accuracy in %	99.45	(This % value is not ROI, it is the total of profit/loss in %)			

Total Investment	-	Total withdrawal	-	Net Investment	-
------------------	---	------------------	---	----------------	---

Net Holding

Script	Avg Buy	Qty	Buy Value	P/L
filter column...	filter column...	filter column...	filter column...	filter column...

Name	mandar pawaskar	XIS CC	65_MANDAR
Mobile no	-	Email id	-
Service start date	04/10/2023	Days count	178

Total Open trades	-	Avg PPT in Rs.	-	Avg PI in %	1.98
Total Closed trades	137	Highest P&L In Rs.	-	Highest P&L In %	9.28
Profit trades	136	Lowest P&L In Rs.	-	Lowest P&L In %	-4.56
Loss trades	1	SUM of PL Rs.	-	SUM of PL in %	271.55
Accuracy in %	99.27	(This % value is not ROI, it is the total of profit/loss in %)			

Total Investment	-	Total withdrawal	-	Net Investment	-
------------------	---	------------------	---	----------------	---

Net Holding

Script	Avg Buy	Qty	Buy Value	P/L
filter column...	filter column...	filter column...	filter column...	filter column...

Name	Kinnar Fichadiya	XIS CC	66_KINNARFI
Mobile no	-	Email id	-
Service start date	27/10/2023	Days count	155

Total Open trades	-	Avg PPT in Rs.	-	Avg Pl in %	2.24
Total Closed trades	254	Highest P&L In Rs.	-	Highest P&L In %	16.32
Profit trades	254	Lowest P&L In Rs.	-	Lowest P&L In %	0.94
Loss trades	0	SUM of PL Rs.	-	SUM of PL in %	570.11
Accuracy in %	100.00	(This % value is not ROI, it is the total of profit/loss in %)			

Total Investment	-	Total withdrawal	-	Net Investment	-
------------------	---	------------------	---	----------------	---

Net Holding

Script	Avg Buy	Qty	Buy Value	P/L
filter column...	filter column...	filter column...	filter column...	filter column...





Very good course for wealth creation and understanding the technicals of stock market devised by Mr Mitul Mehta. The concept of stock market or explained and made to understand in very easy way with detailed analysis of each and every aspect of the stock market. The concept of money management , compounding and many other relevant topics or taught taught in easy and comprehensive manner in this five days of training program. Every novice in the field of stock market Must undergo this program for wealth creation in the long run and save the money in the form of unnecessary losses caused due to incorrect mindset While dealing with the emotions.

19:16



Monday, 01 April 2024




Hi Xperts,
I really feel very nice to be a participant of the MCUBE live conducted in Ahmedabad. Most of the participants struggled with Mindset issues. This has been very Skillfully developed by Mitul Sir. Also it was very Generous of Mitul Sir to celebrate my Birthday during the session due to which session got a little longer. It really was a Great moment for me . I feel Proud to be a member of MCUBE Family. Every time I take more than expected from the live sessions.
Thanks to all Participants.
Thanks to Keshav Sir & Manoj Sir .
They were really helpful . Their practical explanation was awesome .
Thanks to Meet Shah for organizing this session so well.
Thanks to Mitul Sir.

18:10

Name	Lakshmikant	XIS CC	67_LAKSHMIKANT
Mobile no	-	Email id	-
Service start date	03/11/2023	Days count	148

Total Open trades	-	Avg PPT in Rs.	-	Avg PI in %	2.41
Total Closed trades	111	Highest P&L In Rs.	-	Highest P&L In %	11.40
Profit trades	110	Lowest P&L In Rs.	-	Lowest P&L In %	-0.74
Loss trades	1	SUM of PL Rs.	-	SUM of PL in %	267.58
Accuracy in %	99.10	(This % value is not ROI, it is the total of profit/loss in %)			

Total Investment	-	Total withdrawal	-	Net Investment	-
Net Holding					
Script	Avg Buy	Qty	Buy Value	P/L	
filter column...	filter column...	filter column...	filter column...	filter column...	



ARIHANT

mCube 3.0

Monday, 01 April 2024

Name	Mukesh Bhai	XIS CC	68_MUKESHPRA
Mobile no	-	Email id	-
Service start date	21/11/2023	Days count	130

Total Open trades	-	Avg PPT in Rs.	-	Avg PI in %	2.06
Total Closed trades	245	Highest P&L In Rs.	-	Highest P&L In %	16.25
Profit trades	245	Lowest P&L In Rs.	-	Lowest P&L In %	1.00
Loss trades	0	SUM of PL Rs.	-	SUM of PL in %	505.27
Accuracy in %	100.00	(This % value is not ROI, it is the total of profit/loss in %)			

Total Investment	-	Total withdrawal	-	Net Investment	-
------------------	---	------------------	---	----------------	---

Net Holding

Script	Avg Buy	Qty	Buy Value	P/L
filter column...	filter column...	filter column...	filter column...	filter column...



SV

Surya Vaddadhi

1 review

IN



Jan 13, 2023

Mitul Mehta is none to second

Mitul is none to second. He is very strong in his analysis of the markets and an expert in investment management. His thought provoking analysis around wealth creation is exemplary and I never in my experience came across a person like Mitul Mehta. I recommend him to all who aspire to become Generation Z millionaires.

KV

Kumara Velan

6 reviews

IN



Jan 4, 2023

Attended the Mcube 3.0 session...

Attended the Mcube 3.0 session exclusively for GOD strategy. In this session there was a big shift of our mindset from trading psychology to investment psychology. Also there was a detailed discussion on GOD strategy and its way of achieving more growth. With this we are confident of making wealth for our future. We thank mitul sir for guiding and directing us.



Monday, 01 April 2024

DC

Dharmesh chauhan

1 review

IN



Jan 4, 2023

Such a unbelievable experience with...

Such a unbelievable experience with this training of money multiplication without any risk. I am heartly thankful to mitulsir to provide us healthy, wealthy and happyness formula to earn money and transform our life from trading to investing systematically.

Aryan Kansal

1 review

IN



Jan 4, 2023

One of the great mentor i have ever...

One of the great mentor i have ever seen till date , if u wanna go in stock market line then must go for Arihant Mcube , otherwise you will surely make loss yaar

SK

Santosh Kumar B

1 review

IN



Jan 4, 2023

Mitul Mehta's Arihant mCube

Xpertnifty's Mitul Mehta's Arihant mCube is an eye opening course for generating income in relax mode, with the help of GOD strategy. After learning about this strategy, no need for looking for any other strategy. It is focusing on creating wealth even with nominal investment, within 5 to 10 years, with less or no efforts and knowledge of stock markets

Name	Girijesh Gupta	XIS CC	69_POOJAGUPTA
Mobile no	-	Email id	-
Service start date	10/11/2023	Days count	141

Total Open trades	-	Avg PPT in Rs.	-	Avg Pl in %	1.96
Total Closed trades	184	Highest P&L In Rs.	-	Highest P&L In %	6.75
Profit trades	184	Lowest P&L In Rs.	-	Lowest P&L In %	1.31
Loss trades	0	SUM of PL Rs.	-	SUM of PL in %	360.61
Accuracy in %	100.00	(This % value is not ROI, it is the total of profit/loss in %)			

Total Investment	-	Total withdrawal	-	Net Investment	-
------------------	---	------------------	---	----------------	---

Net Holding

Script	Avg Buy	Qty	Buy Value	P/L
filter column...	filter column...	filter column...	filter column...	filter column...



Name	Sarita Kumari	XIS CC	70_PAWANKUMAR
Mobile no	-	Email id	-
Service start date	30/11/2023	Days count	121

Total Open trades	-	Avg PPT in Rs.	-	Avg Pl in %	1.98
Total Closed trades	118	Highest P&L In Rs.	-	Highest P&L In %	11.40
Profit trades	118	Lowest P&L In Rs.	-	Lowest P&L In %	1.31
Loss trades	0	SUM of PL Rs.	-	SUM of PL in %	233.66
Accuracy in %	100.00	(This % value is not ROI, it is the total of profit/loss in %)			

Total Investment	-	Total withdrawal	-	Net Investment	-
------------------	---	------------------	---	----------------	---

Net Holding

Script	Avg Buy	Qty	Buy Value	P/L
filter column...	filter column...	filter column...	filter column...	filter column...





Monday, 01 April 2024

Name	siva prakasam perneti	XIS CC	72_SIVAPRAKAS
Mobile no	-	Email id	-
Service start date	28/11/2023	Days count	123

Total Open trades	-	Avg PPT in Rs.	-	Avg Pl in %	2.02
Total Closed trades	143	Highest P&L In Rs.	-	Highest P&L In %	11.40
Profit trades	143	Lowest P&L In Rs.	-	Lowest P&L In %	1.31
Loss trades	0	SUM of PL Rs.	-	SUM of PL in %	289.54
Accuracy in %	100.00	(This % value is not ROI, it is the total of profit/loss in %)			

Total Investment	-	Total withdrawal	-	Net Investment	-
------------------	---	------------------	---	----------------	---

Net Holding

Script	Avg Buy	Qty	Buy Value	P/L
filter column...	filter column...	filter column...	filter column...	filter column...

Name	Mangala	XIS CC	73_MANGALAB
Mobile no	-	Email id	-
Service start date	06/12/2023	Days count	115

Total Open trades	-	Avg PPT in Rs.	-	Avg Pl in %	1.91
Total Closed trades	132	Highest P&L In Rs.	-	Highest P&L In %	11.41
Profit trades	132	Lowest P&L In Rs.	-	Lowest P&L In %	0.00
Loss trades	0	SUM of PL Rs.	-	SUM of PL in %	252.13
Accuracy in %	100.00	(This % value is not ROI, it is the total of profit/loss in %)			

Total Investment	-	Total withdrawal	-	Net Investment	-
Net Holding					
Script	Avg Buy	Qty	Buy Value	P/L	
filter column...	filter column...	filter column...	filter column...	filter column...	



100% Pure



Vaibbhav Gaikwad

16 reviews IN



Invited

Jan 21, 2021

MCUBE SEASON 5

MCUBE,

One of the Prime Courses of Xpert Investment Solutions

Attending this Event has changed Perception towards Market has changed alot.

The skillful explanation of every aspects in charts and their components has enhanced Trading and Investing abilities.

Mindset of being a Trader changed to be Investor more.

Mind Blowing Strategies disclosed for Trading and Investing to create Wealth Creation. Thanks Mitulji and Team for being so Passionate and moreover so Committed towards Clients.



Monday, 01 April 2024



Ramesh Parekh

2 reviews IN



Invited

Dec 9, 2020

A Honest, & confident Mentor

Mr Mithul Mehta is an true & well experienced mentor which can ensure that you learn & earn too.

His persuasive approach makes an individual to follow & act so that set target is met.

I wish him all success in his dream project 10 million .



Sammir Loke

6 reviews IN



Invited

Nov 17, 2020

I appreciate the efforts taken by Mitul...

I appreciate the efforts taken by Mitul sir, for the continuous mentoring to improve the quality of trading. This continuation monthly meetups are source of new information. The sessions are interactive and we get answer to our issues. I have not seen a single mentor, who is doing this way. Others way is Raat Gayi baat Gayi, but here follow-up sessions are always conducted to enlighten with the new knowledge.

Thanks a lot Mitul Sir

www.mitulmehta.in | +91 8141838244

Name	Mayur Dave	XIS CC	74_MAYURDAVE
Mobile no	-	Email id	-
Service start date	12/12/2023	Days count	109

Total Open trades	-	Avg PPT in Rs.	-	Avg Pl in %	1.89
Total Closed trades	114	Highest P&L In Rs.	-	Highest P&L In %	11.41
Profit trades	114	Lowest P&L In Rs.	-	Lowest P&L In %	1.31
Loss trades	0	SUM of PL Rs.	-	SUM of PL in %	215.92
Accuracy in %	100.00	(This % value is not ROI, it is the total of profit/loss in %)			

Total Investment	-	Total withdrawal	-	Net Investment	-
------------------	---	------------------	---	----------------	---

Net Holding

Script	Avg Buy	Qty	Buy Value	P/L
filter column...	filter column...	filter column...	filter column...	filter column...



Name	Laxman Bhaskar Gawde	XIS CC	75_LAXMANG
Mobile no	-	Email id	-
Service start date	02/02/2024	Days count	57

Total Open trades	-	Avg PPT in Rs.	-	Avg Pl in %	2.05
Total Closed trades	106	Highest P&L In Rs.	-	Highest P&L In %	9.24
Profit trades	106	Lowest P&L In Rs.	-	Lowest P&L In %	1.31
Loss trades	0	SUM of PL Rs.	-	SUM of PL in %	217.67
Accuracy in %	100.00	(This % value is not ROI, it is the total of profit/loss in %)			

Total Investment	-	Total withdrawal	-	Net Investment	-
------------------	---	------------------	---	----------------	---

Net Holding

Script	Avg Buy	Qty	Buy Value	P/L
filter column...	filter column...	filter column...	filter column...	filter column...



Saurabh just updated a review

Hi Mitul Mehta,

Saurabh has updated their **5-star** review of xpertnifty.in:

As usual whether it is options or equity segment mitul sir has the thought process to invoke the loss making and over confident trader, the strategy works fine but we need to implement it, money flow will work when we have the proper guidance. Every sunday session is a bulb on session for me, the things we are getting is more worth Rs.999 (Either order a pizza and enjoy for a single day, or become excellent trader to enjoy pizza for lifetime)!

Nandini Mukerjee left a new review

Hi Mitul Mehta,

Nandini Mukerjee just left a new **5-star** review of xpertnifty.in:

Understanding what is important in trading - is crucial in becoming a complete trader/investor. These essential lessons- in every session - is indeed an enriching experience. Thank you Mitul Sir for putting in so much effort for teaching us.

Total Open trades	-	Avg PPT in Rs.	-	Avg PI in %	1.84
Total Closed trades	73	Highest P&L In Rs.	-	Highest P&L In %	5.24
Profit trades	73	Lowest P&L In Rs.	-	Lowest P&L In %	1.31
Loss trades	0	SUM of PL Rs.	-	SUM of PL in %	134.35
Accuracy in %	100.00	(This % value is not ROI, it is the total of profit/loss in %)			

Net Holding

Name	Himanshu
Mobile no	-
Service start date	12/02/2024

XIS CC	77_HIMANSHUG
Email id	-
Days count	47

Total Open trades	-
Total Closed trades	108
Profit trades	105
Loss trades	3
Accuracy in %	97.22

Avg PPT in Rs.	-
Highest P&L In Rs.	-
Lowest P&L In Rs.	-
SUM of PL Rs.	-

Avg Pl in %	2.69
Highest P&L In %	14.88
Lowest P&L In %	-1.68
SUM of PL in %	290.34

(This % value is not ROI, it is the total of profit/loss in %)

Total Investment	-
------------------	---

Total withdrawal	-
------------------	---

Net Investment	-
----------------	---

Net Holding

Script	Avg Buy	Qty	Buy Value	P/L
filter column...	filter column...	filter column...	filter column...	filter column...



ARIHANT
mCube 3.0



RK

Rabindra Kumar Dey

1 review

IN



Nov 20, 2022

Technical Analysis

Technical Analysis, Deliver ideal methodology, Great teaching/mentoring style and application, identifying types of investors according to risk appetite and mindset and efficiency, way of participation in stock market for a longterm growth, value investing, other factors management to lead a stressfree life. Many more....

BO

buzz oh yeah

1 review

IN



Jan 4, 2023

It's a good experience with Mitul...

It's a good experience with Mitul sir. having a excellent session in Mcube, after this session if it gives more confidence for the future...



Monday, 01 April 2024

Vaibbhav Gaikwad

17 reviews

IN



Sep 25, 2022

Bulb ON on losses

Everyone thinks of Profits made or Capital regained. There was a valid and eye opening explanation of losses leading due to time. Further, also understood how big a loss can be.

Wealth creation is becoming easy by Your ideas.

Everytime there is something additional and valuable features shared by You.

ND

nimesh doshi

1 review

IN



Sep 25, 2022

Hi..a very good and knowledgeable...

Hi..a very good and knowledgeable session with lot of bulb ons...very helpful & well explanation in detail was given..Sir continue with the good and humble work towards the traders & investor community with ur vast knowledge and experience... May god bless u with health wealth & happiness...Good luck! Xpertly Excellent

Name	jignesh bhabhor	XIS CC	78_DRJIGNESH
Mobile no	-	Email id	-
Service start date	02/02/2024	Days count	57

Total Open trades	-	Avg PPT in Rs.	-	Avg Pl in %	2.18
Total Closed trades	73	Highest P&L In Rs.	-	Highest P&L In %	5.91
Profit trades	73	Lowest P&L In Rs.	-	Lowest P&L In %	1.31
Loss trades	0	SUM of PL Rs.	-	SUM of PL in %	159.06
Accuracy in %	100.00	(This % value is not ROI, it is the total of profit/loss in %)			

Total Investment	-	Total withdrawal	-	Net Investment	-
------------------	---	------------------	---	----------------	---

Net Holding				
Script	Avg Buy	Qty	Buy Value	P/L
filter column...	filter column...	filter column...	filter column...	filter column...

Name	Dineshbhai Virjibhai Faldu	XIS CC	79_DINESHVF
Mobile no	-	Email id	-
Service start date	05/02/2024	Days count	54

Total Open trades	-	Avg PPT in Rs.	-	Avg PI in %	2.08
Total Closed trades	91	Highest P&L In Rs.	-	Highest P&L In %	5.34
Profit trades	91	Lowest P&L In Rs.	-	Lowest P&L In %	1.31
Loss trades	0	SUM of PL Rs.	-	SUM of PL in %	189.56
Accuracy in %	100.00	(This % value is not ROI, it is the total of profit/loss in %)			

Total Investment	-	Total withdrawal	-	Net Investment	-
Net Holding					
Script	Avg Buy	Qty	Buy Value	P/L	
filter column...	filter column...	filter column...	filter column...	filter column...	



MCUBE 2.0 - Jan22 Batch

Event, Manoj, Office, PM3, PM3, PM3, PM3, P...



PUO Kumaravelan Chennai

It must be God's wish that I joined M cube. Having done MMOTS AND UOT I decided to join Mcube seeing the potential of the strategy according to the level. This Mcube session has been the key to a door of completely different world which we never thought of reaching it. Mitul sir has given the confidence of thinking Big and also the ways of achieving it with minimum stress and risk with foolproof strategies backed up sufficient backtest reports boosting our confidence.

THANKS SIR. 🙏🙏

7:19 pm



MCUBE 2.0 - Jan22 Batch

Event, Manoj, Office, PM3, PM3, PM3, PM3, P...



PM3 Atul Kadam

Eye-opening sessions. Complete paradigm shift in approach to capital markets. Powerful data modeling. Potential to earn handsome money subject to systematic implementation of the RATNA strategies!

7:22 pm



MCUBE 2.0 - Jan22 Batch

Event, Manoj, Office, PM3, PM3, PM3, PM3, P...



PM3 Vaibbhav Gaikwad Pune

Hi Everyone,

It really gives me great pleasure to be part of MCUBE2 participant.

Feel lucky to be at right place regarding fulfilling objectives of Wealth Creation, Money Management ideas.

The strategies shared and explained in very simple way.

Guarantee of all Dreams and wishes fulfillment can be achieved by defined, dedicated and disciplined deployment of strategies and that too without looking at the market in one of it every day.

The Mentors Manoj Sir & Keshav Sir really very supportive and eager to attend any questions asked.

Great to work with Dr. Malik. Our senior. Great personality.

Thanks so much MCUBE Team

Thanks Mitul Sir.

7:22 pm




Monday, 01 April 2024

www.mitulmehta.in | +91 8141838244

Name	Rajneesh Tiwari	XIS CC	80_RAJNEESH
Mobile no	-	Email id	-
Service start date	04/03/2024	Days count	26

Total Open trades	-	Avg PPT in Rs.	-	Avg Pl in %	2.81
Total Closed trades	4	Highest P&L In Rs.	-	Highest P&L In %	3.70
Profit trades	4	Lowest P&L In Rs.	-	Lowest P&L In %	2.41
Loss trades	0	SUM of PL Rs.	-	SUM of PL in %	11.24
Accuracy in %	100.00	(This % value is not ROI, it is the total of profit/loss in %)			

Total Investment	-	Total withdrawal	-	Net Investment	-
Net Holding					
Script	Avg Buy	Qty	Buy Value	P/L	
filter column...	filter column...	filter column...	filter column...	filter column...	



ARIHANT

10 REASONS WHY YOU SHOULD JOIN

1. ARIHANT mCube 3.0 is Wealth Creation Course
2. This course is designed to help you earn even while you sleep.
3. This course is designed to help you earn without doing any homework, chart analysis, practice, or paper trading.
4. This course is designed to help you earn using concepts of Compounding.
5. Join this Course if want regular or recurring income.
6. Join this Course if want a secondary source of income from the stock market.
7. Join this Course if want to do retirement planning.
8. Join this Course if want to do child education planning.
9. Join this Course if want to do child marriage planning.
10. If tired of losing money in trading or the stock market.

MY PLEDGE

I pledge that my clients will never lose even 1 paisa if they follow what we teach.

For more information
WhatsApp "ARIHANT" to +91 8141838244



Monday, 01 April 2024

www.mitulmehta.in | +91 8141838244

Name	Mangal Khalanekar	XIS CC	81_HARSHK
Mobile no	-	Email id	-
Service start date	04/03/2024	Days count	26

Total Open trades	-	Avg PPT in Rs.	-	Avg PI in %	2.81
Total Closed trades	16	Highest P&L In Rs.	-	Highest P&L In %	6.80
Profit trades	16	Lowest P&L In Rs.	-	Lowest P&L In %	1.67
Loss trades	0	SUM of PL Rs.	-	SUM of PL in %	44.98
Accuracy in %	100.00	(This % value is not ROI, it is the total of profit/loss in %)			

Total Investment	-	Total withdrawal	-	Net Investment	-
Net Holding					
Script	Avg Buy	Qty	Buy Value	P/L	
filter column...	filter column...	filter column...	filter column...	filter column...	



ARIHANT
mCube 3.0

Monday, 01 April 2024

www.mitulmehta.in | +91 8141838244

68

End of Presentation

For any query WhatsApp “ARIHANT” to +91 8141 8382 44

Thanks & Regards,
office of Mitul Mehta
www.mitulmehta.in | + 91 8141 8382 44



Monday, 01 April 2024

www.mitulmehta.in | +91 8141838244